

DESIGN  
WITHOUT  
LIMITS

FEATURED AT THE DESIGN SHOW 2026

polytec

[polytec.com.au](http://polytec.com.au)



06



10



14



18

## What's Inside

- 05 Design Without Limits
- 06 Essence™
- 10 Vista Door Design
- 14 **polytec's** Approach to Enduring Design
- 16 J-Pull Handle
- 18 Xenolith®
- 20 Travertine Inspired Laminates
- 22 Alfresco Door Range
- 24 Residential Living
- 26 Commercial Workspace
- 28 Inside the **polytec** Selection Studios
- 30 About, Care Sustainability and Warranty



# DESIGN WITHOUT LIMITS

**polytec** introduces a new chapter in surface design where colour, material and form are unified into one considered system. Our latest releases moves beyond individual products, offering a holistic approach that supports seamless design from concept through to completion. Each element is designed to work together, giving designers, cabinet makers and homeowners the freedom to create with confidence.

At the centre is a refined palette of six new solid colours inspired by the Australian landscape, complemented by updated door profiles, new travertine décors, 15mm and 5mm Xenolith® benchtop surfaces and an expanded Alfresco range. Together, these elements form a cohesive material language that flows effortlessly across residential and commercial spaces.

Rather than designing in parts, **polytec** enables a more integrated outcome where every surface works together to deliver resolved, enduring design.



INTRODUCING  
**ESSENCE™**

Nomad™



Six new **polytec** solid colours inspired by the Australian landscape, bringing grounded, timeless versatility to contemporary interiors.

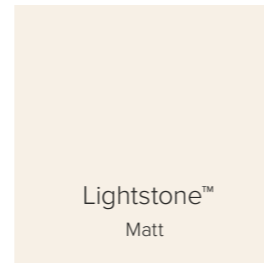
**polytec** introduces six new solid colours to the Decorative 16mm doors and panels range, an evolution of a palette defined by quiet sophistication and contemporary versatility. With two colours also extending into the Commercial Large Format range, this release supports a wider scale of applications while maintaining a consistent, resolved design language.

More than a palette update, it reflects a broader shift in Australian interiors, towards spaces that value not only certified material transparency but restraint, and a deeper connection to place.

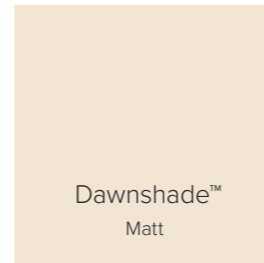
Inspired by Australia from the ground up, earthy, timeworn and shaped by nature, these colours capture the understated beauty of the landscape. From softened coastal tones to the depth of sunburnt plains, each hue is designed to integrate seamlessly, creating interiors that feel grounded and enduring.

True to **polytec's** design philosophy, these solids are conceived as timeless foundations rather than fleeting trends, supporting layered, tonal schemes across residential and commercial environments, bringing warmth, balance and longevity to contemporary design.

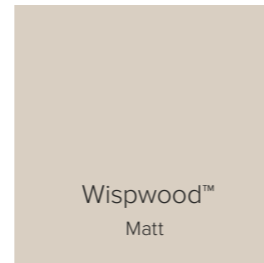
Colours inspired by Australia  
from the ground up.



Lightstone™  
Matt



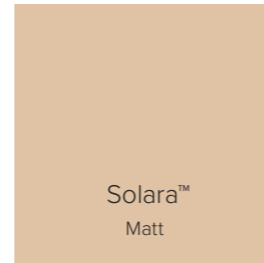
Dawnshade™  
Matt




Wispwood™  
Matt



Wild Clay™  
Matt



Solara™  
Matt




Nomad™  
Matt

**Decorative Doors & Panels | Matt**  
2400mm x 1200mm | 16mm: All colours are available.

**Laminate | Matt**  
3650mm x 1220mm: Lightstone, Dawnshade, Wispwood and Wild Clay.  
3650mm x 1360mm: Solara and Nomad.

**Commercial Large Format Solutions | Matt**  
3600mm x 1800mm | 18mm, 25mm, and 33mm: Dawnshade and Wispwood.



Nomad™

Rubra Oak™

Designed to Be Noticed.  
Because Details Matter.

## Vista Door Design

When it comes to modern cabinetry and interior design, the difference between good and exceptional often comes down to detail.

**polytec** introduces the Vista door, a contemporary multi-piece design created for projects where precision and visual clarity matter. Defined by clean lines, sharp edges and refined proportions, Vista offers a more architectural approach to cabinetry.


Constructed using a mitred frame and centre panel, the Vista door design delivers crisp detailing, with sharper internal corners and a finish suited to modern interiors. Its slim 20mm frame enhances this aesthetic, bringing a balanced proportion to each application. The result is a refined profile with subtle depth and considered definition.

A key advantage of the Vista door profile is its seamless integration with **polytec's** decorative board range. Frame finishes are designed to align with 16mm and 18mm decorative finish, allowing for consistent colour application across doors, panels and cabinetry. This ensures a cohesive outcome across entire spaces, simplifying specification while elevating the final result.


Designed for versatility, the Vista profile is suited to kitchens, bathrooms, wardrobes and commercial fit-outs, delivering a consistent, high-quality finish across both residential and large-scale projects.



## Colours for 20mm Frame Options



## Colours for Insert Options



# polytec's Approach to Enduring Design

polytec is supporting design through integrated systems, material continuity and long-term thinking.

Design at polytec has never been about chasing trends; it's about understanding what endures and creating eco systems designed to support spaces over time. As the expectations of Australian interiors continue to evolve, the focus has shifted towards spaces that feel considered, cohesive and timeless. It's within this context that polytec continues to refine its philosophy, guided by a belief that materials should not only endure, but contribute to a broader, connected design outcome.


At the centre of this direction is Chrissie Elvin, Head of polytec, whose leadership brings a grounded, customer-led perspective shaped by deep experience across the architectural and building sectors.

The brand continues to evolve with a clear and deliberate focus on longevity, performance and design. This philosophy moves beyond the idea of trends, instead championing a system-driven way of thinking where

products are developed not in isolation, but as part of a connected suite of solutions that work together across a project.

This philosophy is carried out through a collaborative leadership structure, each release is developed through a balance of technical performance, design intent and market relevance. These disciplines are aligned from the outset. It's this cross-functional mindset that ensures every product contributes to a considered whole, supporting outcome across the broader polytec range.

In ensuring the longevity of the brand, the focus is on creating a palette that can evolve without becoming fragmented, alongside systems that allow new products to integrate seamlessly into existing ranges. This disciplined methodology ensures continuity, so that materials selected today remain relevant, adaptable and are supported long-term.



“ We believe enduring design is achieved through the combination of innovation, local manufacturing capability and trusted relationships across industry. Our role is to support better long-term outcomes through integrated systems, and knowledge that evolves with the needs of the makers and creators. ”

Chrissie Elvin, Head of polytec

Timeless design is not only about aesthetics, but about confidence. Confidence in materials, in performance and in the people behind them. polytec continues to strengthen its relationships across the industry, collaborating closely with cabinet makers, designers and architects to ensure its products respond to real project needs. This ongoing dialogue informs both innovation and refinement, grounding the brand in practical application rather than theory.


There is also a strong connection to community at the core of polytec's direction. With deep roots in regional Australia, the brand also maintains its planning, logistics and customer service operations at its Central Coast NSW office, ensuring close alignment between manufacturing, distribution and customer support.

Long-term investment in Australian manufacturing remains at the foundation of polytec's future. Through Porta

Products Pty Ltd, polytec's owner and a Borg company, this investment strengthens supply resilience, supports local industry, and enables continued innovation at scale. Porta continues to invest in vertically integrated manufacturing capabilities, including the development of new particleboard and MDF facilities in Mount Gambier.

These investments are also designed to build upon the circular economy initiatives already embedded throughout the business. By expanding domestic manufacturing capacity and continuing to integrate recycling and resource recovery processes into production, polytec is supporting greater continuity, efficiency, and long-term sustainability across its operations.

polytec is helping shape enduring environments through integrated systems, trusted partnerships, and local manufacturing capability. Built with intention and strengthened by experience, it is a future made to last.



Nothing to Add.  
Everything to Love.



COMING SOON

## J Pull Handle

Integrated handle design for modern interiors, the **polytec** J Pull profile delivers seamless functionality, clean lines and flexible application across doors and drawers.

The J Pull Handle introduces a new generation of integrated door design, developed in response to the growing demand for cleaner, more minimal interiors that balance simplicity with everyday functionality. Designed and developed in-house by **polytec**, the J Pull profile delivers a seamless, handle-free appearance while eliminating the need for additional hardware or complex cabinetry modifications.

Available across the **polytec** Decorative 18mm Doors range, the precision-routed profile is integrated directly into the door or drawer front, maintaining the simplicity of a flat panel while ensuring intuitive usability. The profile can be positioned along the top or bottom horizontal


edge, or the left or right vertical edge, offering flexibility across kitchens, wardrobes, bathrooms and custom joinery applications.

A softly contoured internal curve provides a comfortable, natural grip, while uninterrupted surfaces create a calm, architectural aesthetic suited to contemporary interiors. Designed to integrate seamlessly with the wider **polytec** range, the J Pull Handle enables a connected material palette throughout the home.

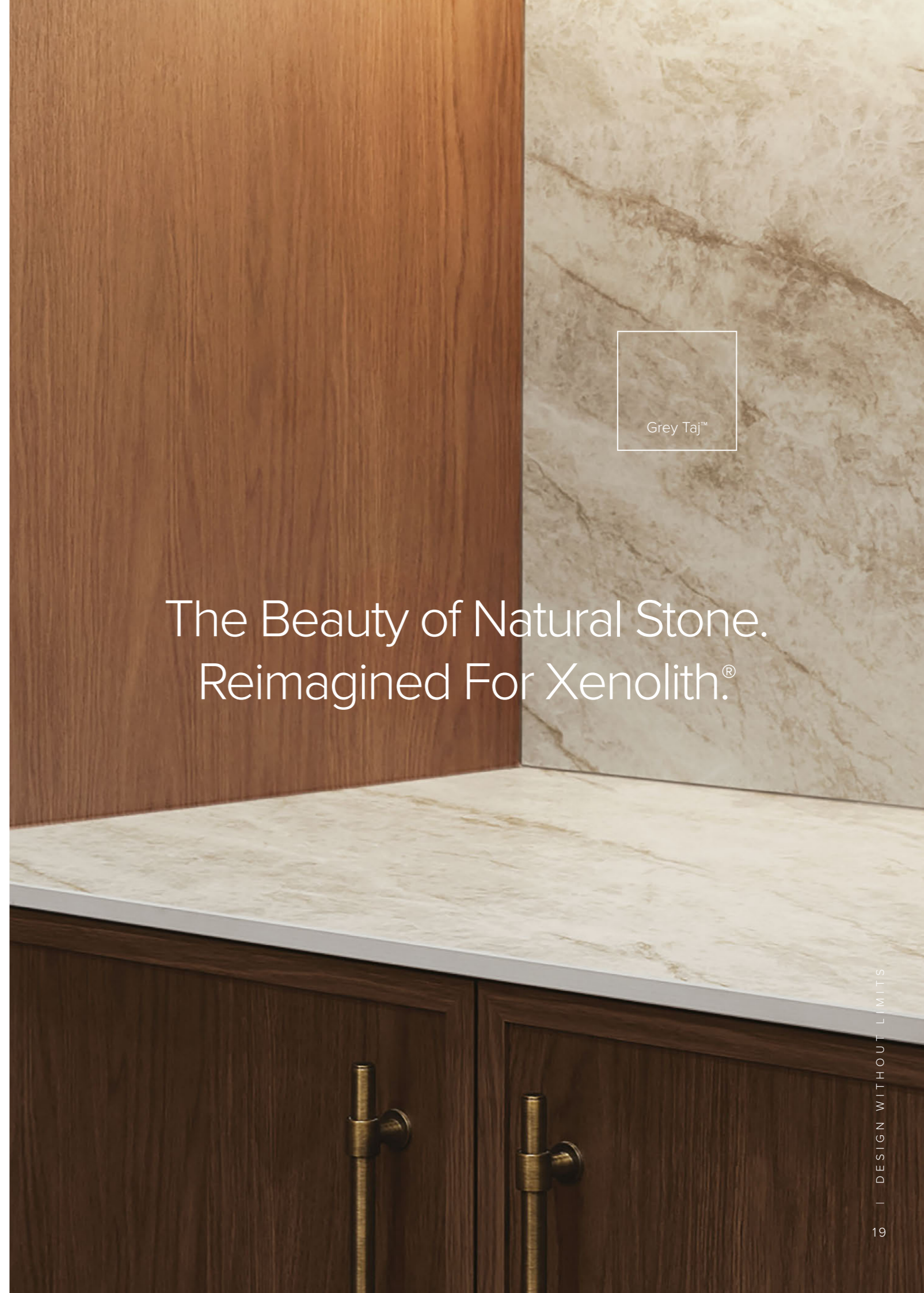
Minimal in appearance yet highly practical in execution, the J Pull profile combines integrated functionality with modern, design-led thinking for contemporary living.



Grey Taj™  
Smooth



Taj Mahal™  
Smooth



Grey Taj™

The Beauty of Natural Stone.  
Reimagined For Xenolith®.

## Xenolith®

Two new natural stone-inspired additions to the **polytec** Xenolith range, Grey Taj™ and Taj Mahal™ capture the organic movement of quartzite with the durability of compact laminate performance.

Introducing Grey Taj and Taj Mahal, two sophisticated new additions to the **polytec** Xenolith range. Now available in 15mm and 5mm Xenolith, these stone-inspired surfaces feature layered veining and natural movement that bring depth and character to both residential and commercial interiors.

Designed with Xenolith's solid coloured core, Grey Taj and Taj Mahal allow for exposed edges and streamlined detailing without the need for edge banding. The result is a clean, contemporary finish suited to a wide range of interior applications.

Engineered for durability and versatility, Xenolith is suitable for both horizontal and vertical use, including benchtops, vanities, café and restaurant tabletops, reception counters,


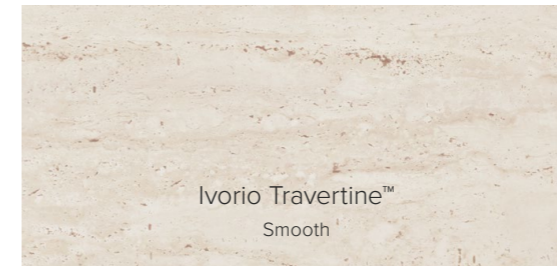
wall linings, bathroom partitions and wet area applications. Its compact laminate construction delivers exceptional moisture resistance and long-term performance in demanding environments.

The non-porous surface is easy to maintain and well suited to high-use spaces where hygiene, durability and practicality are essential. Combined with the ability to achieve crisp profiles and continuous detailing, Xenolith offers designers greater flexibility across both functional and design-focused applications.

Together, these new additions expand the 15mm and 5mm Xenolith range with timeless surface options designed for modern architectural and interior spaces. Adding a softer, more expressive dimension to the Xenolith palette.



Ivorio Travertine™



## Travertine Inspired Laminates

Inspired by natural travertine stone, Ivorio Travertine™ and Beige Travertine™ bring warmth, movement and tactile detail to create timeless laminate surfaces.

Ivorio Travertine and Beige Travertine are travertine-inspired laminate décors created to capture a feeling: the quiet luxury of sun-warmed stone, the softness of layered neutrals, and the comfort of spaces that feel grounded and lived in. Warm, tactile and inviting, these surfaces bring a natural sense of ease into contemporary interiors.

Drawing inspiration from the organic movement and tonal variation of natural travertine, both décors offer depth and texture suited to a wide range of residential and commercial applications. From kitchens and bathrooms to hospitality spaces, joinery and feature wall applications, they provide a versatile surface solution for interiors that feel calm, connected and thoughtfully layered.

Designed to pair effortlessly with **polytec** timberprint, solid colours and Woodmatt® finishes across the **polytec** range, Ivorio Travertine and Beige Travertine support softer, more natural material palettes suited to modern living. Available in High Pressure Laminate and custom benchtops, including 33mm and 21mm profiles.

Travertine has long been valued in architecture and interiors for its warmth, materiality and understated elegance. These laminate colours reinterpret that familiar stone aesthetic in a contemporary surface solution designed for everyday application, balancing natural character with practicality and design flexibility across both residential and commercial spaces.



COMING SOON

## Where Outdoor Function Meets Interior Elegance

The **polytec** Alfresco Door Range combines architectural style with durable performance for seamless indoor-outdoor living.

Outdoor spaces have evolved beyond purely functional zones, becoming a true extension of the home and requiring the same level of design consideration as interior living. The **polytec** Alfresco Door Range responds to this shift with a collection of contemporary door styles designed to bring consistency, texture and visual depth across outdoor kitchens, cabinetry and entertaining spaces.

From minimalist flat panel profiles to detailed V-groove and multi-piece designs, the range offers flexibility across a wide variety of architectural styles. Inspired by contemporary interior joinery design, these profiles allow outdoor spaces to feel connected to adjoining interiors while maintaining a sophisticated, design-led aesthetic.

Built specifically for undercover alfresco applications, the Alfresco Door Range combines durable aluminium framing with high-performance Compact Laminate surfaces engineered to withstand moisture, humidity and changing environmental conditions. This robust construction delivers long-term durability without compromising visual appeal.

Designed as part of the broader **polytec** system, the Alfresco Door Range integrates seamlessly with interior doors, panels, laminates and benchtops across the collection. This connected approach allows designers, cabinet makers and homeowners to create a consistent material palette throughout the entire home, delivering continuity across both interior and outdoor living spaces.



Manor Oak™

# Residential Spaces

Complete surface solutions for homes designed with material continuity, practical performance and lasting appeal.

From walls to wardrobes, **polytec** delivers integrated surface solutions for seamless, durable and considered residential design.

In residential applications, the strength of a design lies in how seamlessly materials connect across every surface. **polytec** offers a complete system of solutions, enabling consistency from floor to ceiling, and from interior spaces through to alfresco areas.

Wall and ceiling panels create a unified backdrop, while decorative battens introduce texture and allow for subtle zoning within open-plan living. These elements work in harmony with cabinetry, where doors and panels, across both internal and alfresco ranges, deliver durability alongside elevated design.

Benchtops and laminates extend this continuity, providing hardwearing surfaces that integrate effortlessly with surrounding joinery. Consistent colour matching across these applications ensures a consistent aesthetic, whether in kitchens, bathrooms or multi-functional living spaces.

Architectural internal doors further enhance this sense of flow, carrying finishes throughout the home and reinforcing a considered, whole-of-space approach. In wardrobes, the same alignment of materials supports both visual consistency and practical performance.

By designing products as part of a connected system, **polytec** simplifies the selection process while enabling more intentional outcomes. The result is a home where every surface feels purposeful, balancing durability, flexibility and a unified design language that endures over time.



# Commercial Spaces

Integrated surface solutions for commercial spaces designed to perform across high-traffic, multi-use environments.

From high-traffic interiors to wet areas, **polytec** delivers integrated, durable systems designed for performance across commercial environments.

In commercial environments, material selection must balance performance, consistency and scalability. **polytec** supports this through a comprehensive range of surface solutions designed to work seamlessly across sectors including workplace, hospitality, retail, healthcare, education and multi-residential developments.

From reception areas, workspaces and breakout zones to hotel suites, retail fit-outs, classrooms, amenities and communal living spaces, **polytec** provides surface solutions that create continuity throughout an entire project. Wall and ceiling panels, cabinetry, partitions, joinery and door systems can all be specified within a connected material palette, supporting both functional performance and visual consistency across front and back-of-house applications.

Decorative board, laminates and benchtops deliver durable, low-maintenance surfaces suited to demanding commercial environments, while maintaining a contemporary aesthetic. Across kitchens, utility areas, workstations, storage zones and custom joinery applications, materials are designed to integrate effortlessly and perform reliably over time.

For wet areas and end-of-trip facilities, **polytec**'s Xenolith, Compact Laminate, and Partition ranges are ideal for bathrooms, change rooms, and amenities. Their durability and moisture resistance make them suitable for vanities, toilet partitioning systems, and wall applications. Complementing these spaces, mirror panels and shaving cabinets provide integrated, functional solutions while maintaining design continuity throughout the project.



# polytec Selection Studios

Hands-on spaces, product selection guidance and full-scale samples, **polytec** Selection Studios bring clarity and confidence to the design decision-making process.


**polytec** Selection Studios are designed to support every stage of the design process, removing complexity and uncertainty by offering a considered, hands-on environment for exploring materials and making confident decisions. Located at 10 cities across the country, each Selection Studio provides a dedicated space where designers, cabinet makers and homeowners can engage directly with the full **polytec** range.

At the core of every studio is an extensive display of door, benchtop and surface options, allowing materials to be viewed, compared and experienced side by side. Full-scale samples play a critical role, providing a true understanding of colour, texture and grain detail that smaller swatches simply cannot replicate. This enables more informed decisions and a clearer vision of the final outcome.

A defining feature of the Selection Studio experience is the presence of knowledgeable **polytec** consultants. Available to guide selections and provide practical advice, our consultants help navigate materials, finishes and applications with confidence.

Each studio is also designed as a collaborative space. Designers and cabinet makers can bring clients in to review options together, with dedicated areas to pair **polytec** samples alongside tiles, flooring and fabrics. To support the process further, visitors can take home free samples and brochures to review selections within their own space.

For those unable to visit in person, **polytec** also offers free virtual consultations, providing guidance, product knowledge and design support from anywhere.





## About

**polytec** is an Australian-made decorative surfaces brand, established in 1990, known for its innovative and comprehensive range of materials for interior design and joinery applications. With over 30 years of experience, **polytec** supplies laminates, decorative boards, doors, panels, and wall linings used across kitchens, bathrooms, wardrobes, commercial fitouts, and furniture. The brand is recognised for combining contemporary design with durability, offering an extensive palette of colours, textures, and finishes that work seamlessly together. Backed by advanced manufacturing, a strong national distribution network, and a commitment to responsible sourcing and sustainability, **polytec** empowers designers, cabinet makers, and homeowners to create cohesive, high-quality spaces with confidence.

## Commitment to Environment & Sustainability

**polytec** is proudly Australian Made and Owned, and we are committed to creating products that are as responsible as they are beautiful. Our boards and laminates use low-emission substrates from renewable plantations, and many products can be specified with Responsible Wood or PEFC certification. Selected particleboard products also incorporate recycled wood fibre through our circular manufacturing processes, helping to divert timber waste from landfill and give valuable materials a second life.

Across our operations, sustainability is a core focus. With over 46,000 solar panels installed across our sites and a circular approach to manufacturing waste, we aim to minimise our environmental footprint while supporting local communities and jobs. Choosing **polytec** means selecting materials that combine performance, design, and environmental responsibility for interiors you can feel good about.



## Warranty You Can Rely On

**polytec** are committed to standing behind the quality, durability, and reliability of our products well beyond the point of purchase. Backed by a comprehensive warranty and dedicated after-sales service, our team provides ongoing support, product guidance, and responsive assistance, giving homeowners, designers, and cabinetmakers peace of mind they can rely on.

## Important

**polytec** swatches and samples shown throughout this document represent a small area of the overall colour structure. Printed colours may vary to actual product. Dark coloured surfaces will show fingerprints and require more care and maintenance than lighter coloured surfaces. **polytec** recommends testing a product sample prior to colour selection. Some inspiration imagery is digitally rendered and should be used as a guide only. **polytec** does not guarantee exact colour matches across product ranges due to colour variation in each product group.

To view the large colour sample, visit [polytec.com.au](http://polytec.com.au)

MAKING EVERY SURFACE MATTER



2026.06



polytec

[polytec.com.au](http://polytec.com.au)

