

polytec

EVOLUTION doors & panels

polytec

www.polytec.com.au

p 1300 300 547

ISSUE: 10e



polytec offer an express sample service.

Visit www.polytec.com.au to order your free sample.

PROUDLY
SUPPORTING

McGrath
Foundation

Find your local supporting cabinet maker
www.polytec.com.au/mcgrath-foundation

Create your look



Doors, drawers and panels in **VENETTE** Ultra White.

Overhead cupboard doors in **VENETTE** Black.

Shelving and bar panels in **RAVINE** Notaio Walnut.

EVOLUTION

Style the surfaces of your kitchen with the latest global trends using **polytec**'s extensive Evolution range. Blend unique textures, tones and finishes to achieve a contemporary look.

Mix warm colours with cool accents, and matt surfaces with a glossy finish. Choosing from the Evolution range enables you to achieve a truly leading-edge kitchen design.

Today's kitchen is about individual style and taste. Tall cupboards featuring timber grains or silky finishes that stretch from floor to ceiling provide the perfect backdrop for your choice of ultra glossy or matt doors and drawers.

The Evolution range is a collection of **polytec**'s leading and most innovative ranges - Legato, Ravine, Create, Venette, Ultraglaze and Ultramatt. Designed to be complementary, these ranges allow you to infuse your kitchen with the latest colours and finishes.

polytec's Legato range features a super matt, non-reflective finish. This subtle, understated look is imbued with lighter, timber tones and delivers a fresh, refined presence.

polytec's Ravine range showcases the best natural touch timber surface lightly coloured with warm and inviting shades.

polytec's Createc range allows your kitchen to shine. Its ultra-high gloss surface delivers sharp lines and a polished, sophisticated finish.

polytec's newest innovation in decorative doors & panels delivers exceptional fingerprint resistant technology in the purest matt form. The silky-smooth finish of Venette creates an inviting and pleasant touch experience, whilst the pure matt surface assures low light reflection, reducing the need for constant care and cleaning.

Ultraglaze and Ultramatt doors and panels are an acrylic, premium surface appropriate for residential and commercial joinery. The fingerprint and scuff resistant properties of Ultramatt make it a suitable option for high-traffic zones, while Ultraglaze remains an innovative high-gloss finish in the decorative surfaces industry.

Blend your choices to capture the latest design trends and style your ideal space.




Panels in **RAVINE** Notoio Walnut.
Doors and drawers in **MELAMINE** Polar White Sheen.



New Ultra White



Cavia Lini



Onyx Figured-Wood



Sienna Figured-Wood




Black



Black Wenge



Jamaican Walnut



Cinder



Ochre Figured-Wood



Doors, drawers and panels in **CREATEC** New Ultra White.
Overhead doors and shelving in **RAVINE** Sepia Oak.



VENETTE pure matt

polytec swatches and samples represent a small area of the overall colour structure.
To view the large colour sample, visit www.polytec.com.au.

Ultra White

Blossom White

Avion Grey

Nouveau Grey

Canterbury Grey

Forage

Topiary

Oasis

Habitat

Adriatic

Arabica

Cinder

Ferro

Botanic

Oxford

Black Wenge

Black

Dark coloured surfaces will show fingerprints and require more care and maintenance than lighter coloured surfaces.
It is recommended to test a product sample prior to colour selection.

Doors and panels in VENETTE Black.

Overhead doors and shelving in MELAMINE Copper Leaf Matt.





Doors, drawers and panels in **RAVINE** Satra Oak.
Overhead cupboard and pantry doors in **MELAMINE** Empire Oak Woodmatt.



RAVINE embossed wood grain

polytec swatches and samples represent a small area of the overall colour structure.
To view the large colour sample, visit www.polytec.com.au.



Dark coloured surfaces will show fingerprints and require more care and maintenance than lighter coloured surfaces.
It is recommended to test a product sample prior to colour selection.

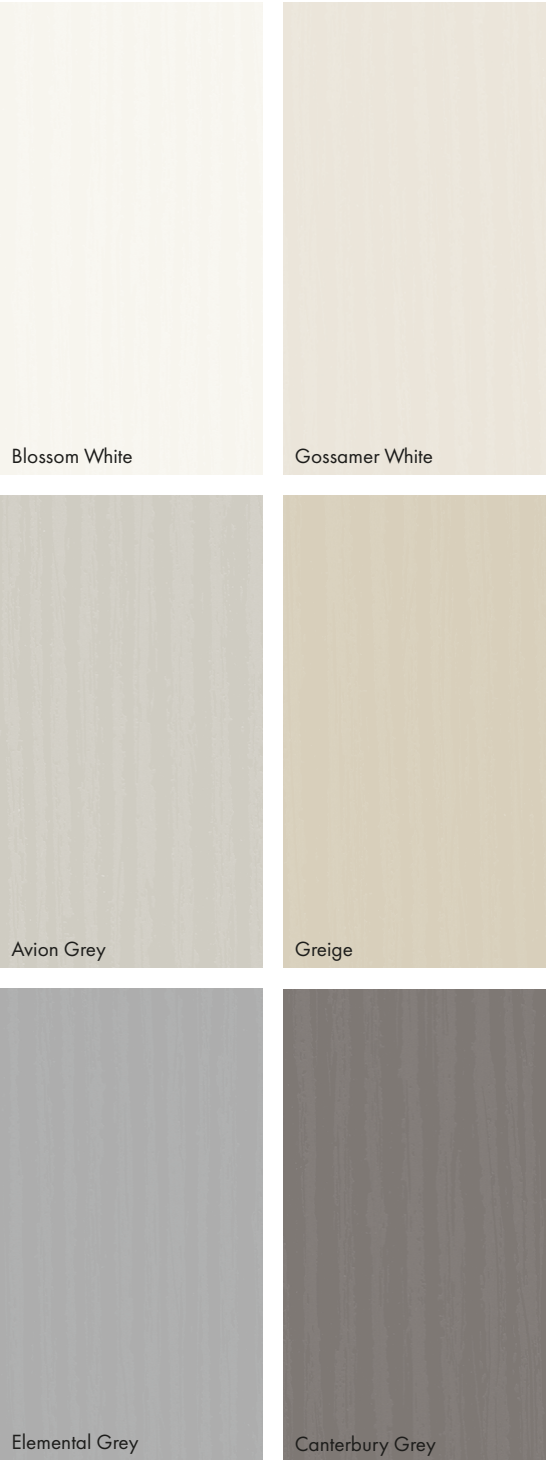


Overhead cupboard doors in **RAVINE** Natural Oak.

Doors and drawers in **LEGATO** Crisp White.

Island doors and panels in **MELAMINE** Black Woodmatt.

RAVINE solids




polytec swatches and samples represent a small area of the overall colour structure. To view the large colour sample, visit www.polytec.com.au.

Dark coloured surfaces will show fingerprints and require more care and maintenance than lighter coloured surfaces. It is recommended to test a product sample prior to colour selection.



Bleached Walnut



Papyrus




Crisp White



Drifted Oak



Montage



Bone White



Maison Oak




Bespoke




Castel



Maroso Milan




Serene



Silk

Dark coloured surfaces will show fingerprints and require more care and maintenance than lighter coloured surfaces.
It is recommended to test a product sample prior to colour selection.



Grey Cement



White Cement



Doors and Panels in **LEGATO** Bespoke.
Pantry doors and island panels in **MELAMINE** Antico Oak Woodmatt.



Doors and drawers in **ULTRAMATT** Black.
Overhead cupboard doors in **MELAMINE** Angora Oak Woodmatt.

ULTRAMATT premium matt

White

Jasmine

Sterling

Pewter Metallic

Mink

Lava

Mineral Metallic

Obsidian Metallic

Black

Evergreen NEW

Navy NEW

polytec swatches and samples represent a small area of the overall colour structure. To view the large colour sample, visit www.polytec.com.au.

Metallic colours are directional. Take note of the arrows on the protective film. polytec recommends all Ultramatt metallic colours are installed in one direction to avoid apparent colour variation.

Dark coloured surfaces will show fingerprints and require more care and maintenance than lighter coloured surfaces. It is recommended to test a product sample prior to colour selection.



Doors, panels and drawers in **ULTRAMATT Black**.
Overhead cupboard doors and shelving in **MELAMINE Angora Oak Woodmatt**.





polytec swatches and samples represent a small area of the overall colour structure. To view the large colour sample, visit www.polytec.com.au.

Metallic colours are directional. Take note of the arrows on the protective film. **polytec** recommends all Ultraglaze metallic colours are installed in one direction to avoid apparent colour variation.



Doors and panels in **ULTRAGLAZE** Superior White.





Doors in **RAVINE** Maison Oak,
and **MELAMINE** Cinder Matt.



ENVIRONMENT & SUSTAINABILITY

At **polytec**, sustainability is ingrained in the core of our business operations, products, and work practices. Our continual dedication to improving and appropriately managing the environmental impact of our products involves our commitment to steadfastly reducing our carbon footprint, minimising waste, optimising energy efficiency and integrating ethically sourced materials into our product ranges.

Our MDF and Particleboard are manufactured from managed and renewable plantation pine that has been Green Tag, Responsible Wood and PEFC certified. All **polytec** board products are manufactured from E0 or E1 substrates, with particleboard now made from a percentage of recycled wood material.

In our pursuit of responsible waste management, we implement various recycling programs encompassing aluminium, metals, used oils, and timber waste, which is repurposed into packaging, particleboard, and energy. We actively engage with local government environmental initiatives, subject ourselves to voluntary audits, and uphold our internal Energy and Carbon Management Policy (ECM), aligned with the Australian Government's Energy Efficiency Opportunities (EEO) program.

Our network of national facilities boasts over 53,000 solar panels, generating 15,238,000 kWh of renewable energy — equivalent to planting 7,377 trees and preventing the emission of 11,000 tonnes of CO₂. The Oberon facility is Australia's largest rooftop solar system, with 27,000 panels spread across 8 hectares of rooftop.

In our ongoing commitment to sustainability, **polytec** continues to refine and enhance our practices to contribute to the establishment of a circular economy, fostering a better future for all.

polytec doors, panels and benchtops are certified Australian Made & Owned.

CARE & MAINTENANCE

polytec do not recommend the use of Evolution products in a sliding or non-fixed application (hinged) unless the use of a mechanical stabilising system is fitted.

Your Evolution doors and panels are made from a Moisture Resistant Medium Density Fibreboard (MR MDF), but as with many wood based panels, they are not waterproof. Care should be taken to wipe up spills immediately, ensuring the doors are not exposed to high or continuous levels of moisture, steam and humidity.

Evolution doors and panels should be cleaned by wiping down with a damp soft cloth and warm soapy water. For more stubborn stains use a mild household cleaning spray. Always ensure you refer to the recommendations provided by the manufacturer of the cleaning product before use.

By following these simple steps you should retain a beautiful kitchen surface for many years.

Visit www.polytec.com.au for specific care and cleaning information. Darker colours will show superficial wear and tear more readily than lighter coloured surfaces and require more care and maintenance.

Createc and Venette are a painted product and as with many painted materials a slight odour may occur when fresh, or if not permitted to air. The products comply with Green Building Council of Australia. Green Star Design & As Built V1.3 – 13.1.2B & 13.2. Green Star Interiors V1.3 – 12.1.2B for emission of VOCs.

The colours and details shown in this brochure are to the highest standards in printing. However, they should only be used as an indication of actual product colour. To order your free colour sample visit www.polytec.com.au.

polytec swatches and samples represent a small area of the overall colour structure, to view a large colour sample or a full sheet design, visit www.polytec.com.au.

The use of our current samples gives the colour and finish that a customer would expect to receive. Samples are provided for colour and finish selection and **polytec** recommend testing a sample for fingerprint resistance and ease of cleaning. **polytec** does not guarantee exact colour matches across product ranges due to colour variation in each product group.

COMPLEMENTARY RANGES

BENCHTOPS range	MELAMINE doors & panels
XENOLITH premium coloured core	THERMOLAMINATED doors & panels
STECCAWOOD prefinished decorative battens	ALFRESCO & ALUMINIUM framed doors
35mm ARCHITECTURAL doors	WARDROBE range

COVER IMAGE: Panels in **RAVINE** Notaio Walnut.
Doors and drawers in **MELAMINE** Polar White Sheen.