

High Impact LAMINATE Board

polytec's High Impact Laminate Board is the perfect addition in high impact areas such as schools, shopping centres, hospitals, hotels and other high traffic areas.

Features & benefits:

- Antibacterial (Smooth and Matt finishes)
- Superior impact/scuff resistance in comparison with traditional Low Pressure Melamine
- Made to order and available in polytec's full range of High Pressure Laminate
- 7-year commercial warranty
- Easy to clean and maintain

polytec's High Pressure Laminate is pressed onto a 3600 x 1200mm substrate in the following options:

- 16mm MR MDF E0 Single Sided
- 16mm MR MDF E0 Double Sided
- 18mm MR MDF E0 Single Sided
- 18mm MR MDF E0 Double Sided
- 21mm MR MDF E0 Single Sided
- 21mm MR MDF E0 Double Sided

COVER IMAGE: Wall lining in LAMINATE Tasmanian Oak Woodmatt.



High Impact LAMINATE Board













polytec

www.polytec.com.au


























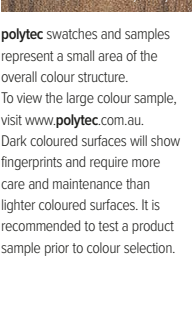



p 1300 300 547

polytec

 Distressed Wood R	 Whitewood M	 Quartiera Maple Wm	 Soft Walnut M, R	 Coastal Oak Wm	 Laurel Oak Wm
 Drifted Oak R	 Bleached Walnut R	 Marni Lini M	 Gesso Lini M	 Casentino Beech Wm	 Botany Oak Wm
 Ligurian Walnut Wm	 Angora Oak Wm	 Maison Oak M, R	 Rocco Lini M	 Manor Walnut Wm	 Antico Oak Wm
 Palomera Oak Wm	 Tessuto Milan M, R	 Arcadia Oak Wm	 Artisan Oak M, R	 Hazel Oak Wm	 Bottega Oak Wm
 Maroso Milan R	 Society Oak Wm	 Havana Oak Wm	 District Oak Wm	 Estella Oak Wm	 Blackened Oak Wm
 Char Oak M, R	 Empire Oak M, Wm	 Cavia Lini M	 Shannon Oak M	 Black Ply Wm	 Onyx Figured-Wood Sm

Available finishes M = Matt Sm= Smooth Wm = Woodmatt R = Ravine



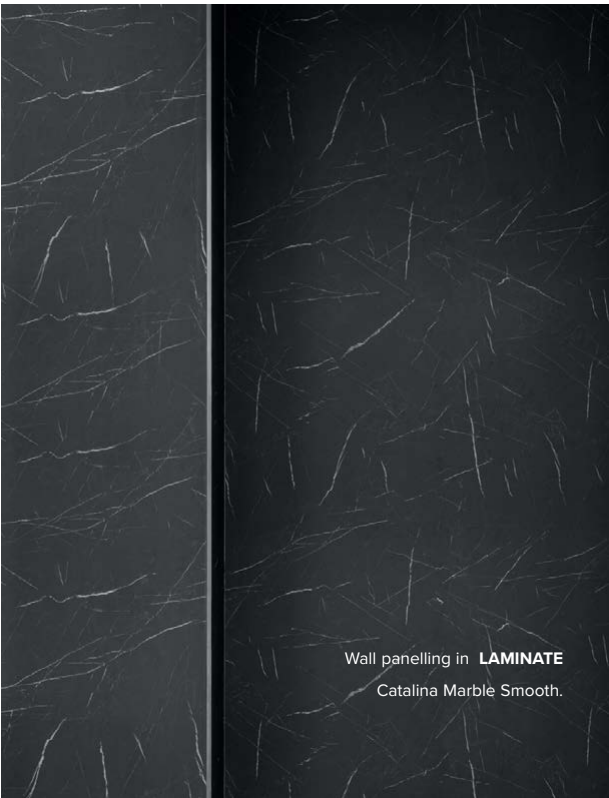
 Natural Ply Wm	 Nordic Oak Wm	 Blonde Oak Wm	 Satra Wood R	 Natural Oak M, R
 Crema Lini M	 Plantation Ash Wm	 Ecrú Oak Wm	 Tuross Oak M	 Palace Teak Wm
 Prime Oak M, Wm	 Boston Oak Wm	 Tasmanian Oak M, Wm	 Ochre Figured-Wood Sm	 European Walnut M
 Sepia Oak R	 Australian Native Wm	 Florentine Walnut Wm	 Rojo Walnut Wm	 Rubra Oak Wm
 Notaio Walnut M, Wm, R	 Sienna Figured-Wood Sm	 Jamaican Walnut M	 Belgian Oak M	 Café Oak R
 Bronzed Oak Wm	 Truffle Lini M	 Perugian Walnut Wm	 Black Wenge M, R	

polytec swatches and samples represent a small area of the overall colour structure. To view the large colour sample, visit www.polytec.com.au. Dark coloured surfaces will show fingerprints and require more care and maintenance than lighter coloured surfaces. It is recommended to test a product sample prior to colour selection.











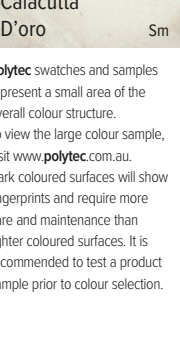















Available finishes M = Matt Sm= Smooth Wm = Woodmatt R = Ravine

 Buller Stone M	 Chambord M	 Snow Fabrini M	 Pearl Fabrini M	 Aspen Stone M	 French Stone M
 Blanco Marquina M	 Carrara M	 Argento Stone M	 Pumice Micro M	 Botticino M	 Palatino M
 Norfolk Terrazzo M	 Temple Stone M	 Corsica M	 Fontaine M	 Pietra Stone M	 Stone Fabrini M
 Urban Slate M	 Concrete Fabrini M	 Greystone M	 Visoni Stone M	 Casastone M	 Mocha Fabrini M
 Nero Granite M	 Charcoal Fabrini M	 Buffalo Stone M	 Ink Fabrini M	 Espresso Fabrini M	 Grigio Marble M
 Feldspar Shimmer M	 Barrington Marble M	 Blackrock M	 Ardesia Stone M	<p>polytec swatches and samples represent a small area of the overall colour structure. To view the large colour sample, visit www.polytec.com.au. Dark coloured surfaces will show fingerprints and require more care and maintenance than lighter coloured surfaces. It is recommended to test a product sample prior to colour selection.</p>	

Available finishes M = Matt











































Wall panelling in LAMINATE Catalina Marble Smooth.

 Marmo di Torre Sm	 White Cement Sm	 Alboran Stone Sm	 Marmo di Monte Sm	 Calacutta Grey Sm
 Calacutta D'oro Sm	 Alicante Stone Sm	 Tivoli Ceppo Sm	 Portofino Stone Sm	 Navona Stone Sm
 Taj Mahal Sm	 Provincial Limestone Sm	 Portland Stone Sm	 Bernini Marble Sm	
 Grey Taj Sm	 Grey Cement Mt, Sm	 Roman Ceppo Sm	 Vesuvius Ceppo Sm	
 Emperor Stone Sm	 Desideria Marble Sm	 Tunisia Marble Mt	 Dark Cement Sm	
 Athena Stone Sm	 Catalina Marble Sm	 Volcanic Stone Sm	 Cosmic Granite Sm	

polytec swatches and samples represent a small area of the overall colour structure. To view the large colour sample, visit www.polytec.com.au. Dark coloured surfaces will show fingerprints and require more care and maintenance than lighter coloured surfaces. It is recommended to test a product sample prior to colour selection.























Available finishes Mt = Madera Sm = Smooth

Laminate board /solid

 Polar White M	 White Cotton M	 New Antique White M	 Antique M	 Husk M	 Café Cream M	 Moss Grey M
 Designer White T	 Classic White M, T	 Alabaster M	 Parchment M	 Gossamer White Sm, R	 Amaro M	 Malt M
 Natural White M	 Blossom White M, Wm, R	 White Mist M	 NEW Silk M, Wm	 Verdelho Sm	 Bespoke Wm	 Stone Grey M
 Aston White Sm	 Oyster Grey M	 Avion Grey M, R	 Nouveau Grey M	 Strata Grey M	 Canterbury Grey M, R	 Mercurio Grey Sm
 Pallido Sm	 Elemental Grey Sm, R	 Serene Wm	 Oasis Sm	 Ferro M	 Graphite M	 Cinder M, Wm
<p>polytec swatches and samples represent a small area of the overall colour structure. To view the large colour sample, visit www.polytec.com.au. Dark coloured surfaces will show fingerprints and require more care and maintenance than lighter coloured surfaces. It is recommended to test a product sample prior to colour selection.</p>						
 Agave Sm	 Habitat Sm	 Adriatic Sm	 Storm M	 Oxford M	 Black M, T, Wm, V	

Available finishes M = Matt T= Texture Sm= Smooth Wm = Woodmatt R = Ravine V = Venette

Laminate board /abstract

 Greige M, R	 Light Brass Leaf M	 Pure Gold Leaf M	 Rose Gold Leaf M	 Copper Leaf M	 Danish Rattan Wm	 NEW Batten Oak Wm
 Taupe M	 Natural Cotton M	 Italian Cotton M	 Platinum Leaf M	 Bronze Gold Leaf M	 Swiss Rattan Wm	 NEW Dark Batten Oak
 Topiary Sm	 Aluminium M	 Nickel M	 Titanium M	<p>polytec swatches and samples represent a small area of the overall colour structure. To view the large colour sample, visit www.polytec.com.au. Dark coloured surfaces will show fingerprints and require more care and maintenance than lighter coloured surfaces. It is recommended to test a product sample prior to colour selection.</p>		
 Forage Sm						
 Arabica Sm						
 Botanic Sm						

Available finishes M = Matt Sm= SmoothWm = Woodmatt R = Ravine

Laminate board /specialty woodmatt



Wall panelling in **LAMINATE** Calacutta D'oro Smooth.

ENVIRONMENT & SUSTAINABILITY

At **polytec**, sustainability is ingrained in the core of our business operations, products, and work practices. Our continual dedication to improving and appropriately managing the environmental impact of our products involves our commitment to steadfastly reducing our carbon footprint, minimising waste, optimising energy efficiency and integrating ethically sourced materials into our product ranges.

Our MDF and Particleboard are manufactured from managed and renewable plantation pine that has been Green Tag, Responsible Wood and PEFC certified. All **polytec** board products are manufactured from E0 or E1 substrates, with particleboard now made from a percentage of recycled wood material.

In our pursuit of responsible waste management, we implement various recycling programs encompassing aluminium, metals, used oils, and timber waste, which is repurposed into packaging, particleboard, and energy. We actively engage with local government environmental initiatives, subject ourselves to voluntary audits, and uphold our internal Energy and Carbon Management Policy (ECM), aligned with the Australian Government's Energy Efficiency Opportunities (EEO) program.

Our network of national facilities boasts over 53,000 solar panels, generating 15,238,000 kWh of renewable energy — equivalent to planting 7,377 trees and preventing the emission of 11,000 tonnes of CO2. The Oberon facility is Australia's largest rooftop solar system, with 27,000 panels spread across 8 hectares of rooftop.

In our ongoing commitment to sustainability, **polytec** continues to refine and enhance our practices to contribute to the establishment of a circular economy, fostering a better future for all.

polytec doors, panels and benchtops are certified Australian Made & Owned.

CARE & MAINTENANCE

The surfaces of **polytec**'s High Impact Laminate board are made from a stain-resistant resin. The toughness and high impermeability of this surface means that **polytec**'s High Impact Laminate board should require no more than wiping with a soft cloth, dampened with plain water or a household detergent mix to remove all common household spills.

polytec's High Impact Laminate board should be cleaned by wiping down with a damp soft cloth and warm soapy water. For more stubborn stains use a mild household cleaning spray. Always ensure you refer to the recommendations provided by the manufacturer of the cleaning product before use.

By following these simple steps you should retain a beautiful surface for many years.

Visit www.polytec.com.au for specific care and cleaning information.

IMPORTANT

Darker colours will show superficial wear and tear more readily than lighter coloured surfaces and require more care and maintenance.

The colours and details shown in this brochure are to the highest standards in printing. However, they should only be used as an indication of actual product colour. To order your free colour sample visit www.polytec.com.au.

polytec swatches and samples represent a small area of the overall colour structure, to view a large colour sample or a full sheet design, visit www.polytec.com.au.

The use of our current samples gives the colour and finish that a customer would expect to receive. Samples are provided for colour and finish selection and **polytec** recommend testing a sample for fingerprint resistance and ease of cleaning. **polytec** does not guarantee exact colour matches across product ranges due to colour variation in each product group.