

polytec

COMPACT

polytec

[www.polytec.com.au](http://www.polytec.com.au)

p 1300 300 547

ISSUE: 02f



# PARTITIONING SYSTEMS

Proudly  
Supporting  
**McGrath  
Foundation**

Find your local supporting cabinet maker:  
[www.polytec.com.au/mcgrath-foundation](http://www.polytec.com.au/mcgrath-foundation)

polytec offer an express sample service.

Visit [www.polytec.com.au](http://www.polytec.com.au) to order your free sample.





Partitions in **COMPACT** laminate Prime Oak Woodmatt,  
with hardware in Black Matt.

## PARTITIONING SYSTEMS

**polytec** Partitioning Systems provide a durable and robust Compact laminate toilet and shower partition system. Offering a range of over 40 colours this custom-made flat packed system includes bench seating, modesty panels, dividers and drop front benchtops alongside the eight combinations of our four system styles to transform your wet area.

As the consummate, long-lasting, low-maintenance decorative panel, **polytec's** Compact laminate is a go-to product for the most demanding professional interior joinery environments.

Being manufactured from quality materials embeds **polytec's** Compact laminate with excellent technical characteristics. It's totally impervious to water and has outstanding impact, stain and wear resistance, along with excellent hygienic properties.


Characterised by a distinctive black core, Compact laminate holds extra appeal on the aesthetic front and as a structurally sound material.

The introduction of Smooth and Woodmatt finishes into **polytec's** Compact laminate range avails exciting new design possibilities for commercial projects. **polytec's** Smooth finish is a sleek, flat surface with minimal reflectance available in a range of stone patterns. **polytec's** ever-popular Woodmatt finish has been introduced to the range, allowing for greater design flexibility with a realistic woodgrain feel in timber designs.

**polytec's** Smooth and Matt finish boasts antibacterial properties due to the flat surface.



Partitions in **COMPACT** laminate Prime Oak Woodmatt,  
with hardware in Black Matt.





edge profiles



Modesty Edge





Modesty Edge creates an overlapped joint to ensure ultimate privacy when doors are closed.



Aris




All partitioning doors are supplied with Aris Edge unless Modesty Edge is specified.

13mm Compact laminate / stone


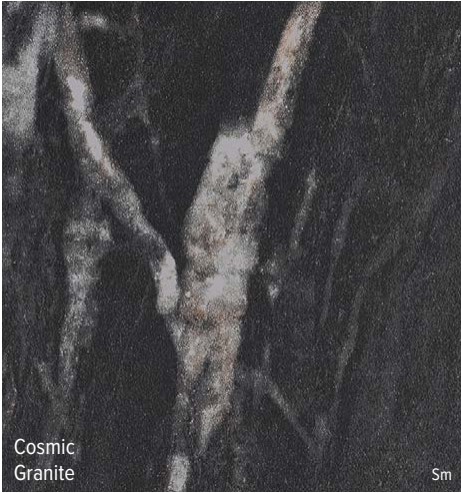



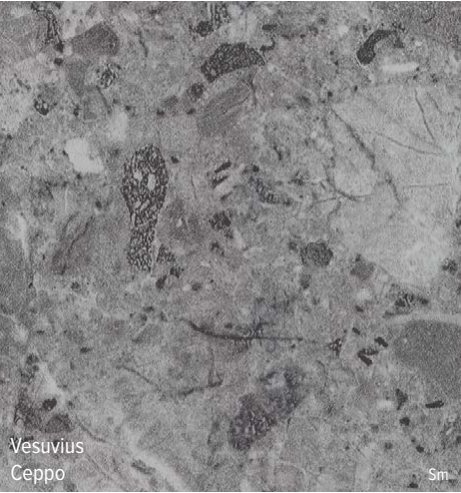



Available finishes Sm = Smooth

13mm Compact laminate / stone



Available finishes Sm = Smooth












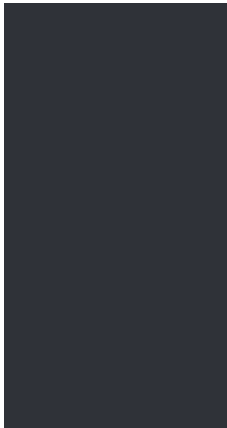



polytec swatches and samples represent a small area of the overall colour structure. To view the large colour sample, visit [www.polytec.com.au](http://www.polytec.com.au). Dark coloured surfaces will show fingerprints and require more care and maintenance than lighter coloured surfaces. It is recommended to test a product sample prior to colour selection.

Partitions in **COMPACT** laminate Calacutta D'oro Smooth.  
Wall panels in 5mm **COMPACT** laminate Athena Stone Smooth.



13mm Compact laminate /solid




















			
Polar White M	Blossom White M	Aston White Sm	Verdelho Sm
			<p><b>polytec</b> swatches and samples represent a small area of the overall colour structure. To view the large colour sample, visit <a href="http://www.polytec.com.au">www.polytec.com.au</a>. Dark coloured surfaces will show fingerprints and require more care and maintenance than lighter coloured surfaces. It is recommended to test a product sample prior to colour selection.</p>
Oyster Grey M	Nouveau Grey M	Stone Grey M	
			
Agave Sm	Topiary Sm	Cinder M	
			
Habitat Sm	Storm M	Black M	

Available finishes M = Matt Sm = Smooth



Partitions in **COMPACT** laminate Black Ply Woodmatt, with hardware in Black Matt.


13mm Compact laminate /timberprint & abstract

				
Natural Ply Wm	Angora Oak Wm	Casentino Beech Wm	Boston Oak Wm	Nickel M
				
Natural Oak M	Prime Oak M	Tasmanian Oak Wm	Notaio Walnut Wm	Titanium m
				
Prime Oak Wm	Batten Oak Wm	Antico Oak Wm	Bottega Oak Wm	Empire Oak Wm
				<p><b>polytec</b> swatches and samples represent a small area of the overall colour structure. To view the large colour sample, visit <a href="http://www.polytec.com.au">www.polytec.com.au</a>. Dark coloured surfaces will show fingerprints and require more care and maintenance than lighter coloured surfaces. It is recommended to test a product sample prior to colour selection.</p>
Australian Native Wm	Florentine Walnut Wm	Perugian Walnut Wm	Black Ply Wm	

Available finishes M = Matt Wm = Woodmatt



5mm Compact laminate / timberprint



**polytec** swatches and samples represent a small area of the overall colour structure. To view the large colour sample, visit [www.polytec.com.au](http://www.polytec.com.au). Dark coloured surfaces will show fingerprints and require more care and maintenance than lighter coloured surfaces. It is recommended to test a product sample prior to colour selection.

Available finishes **M** = Matt **Wm** = Woodmat



Wall panels in 5mm **COMPACT** laminate Athena Stone Smooth.  
Partition and seating in 13mm **COMPACT** laminate Grey Cement Smooth.

5mm Compact laminate / solid



**polytec** swatches and samples represent a small area of the overall colour structure. To view the large colour sample, visit [www.polytec.com.au](http://www.polytec.com.au). Dark coloured surfaces will show fingerprints and require more care and maintenance than lighter coloured surfaces. It is recommended to test a product sample prior to colour selection.

Available finishes **M** = Matt **Sm** = Smooth

5mm Compact laminate / stone



**polytec** swatches and samples represent a small area of the overall colour structure. To view the large colour sample, visit [www.polytec.com.au](http://www.polytec.com.au). Dark coloured surfaces will show fingerprints and require more care and maintenance than lighter coloured surfaces. It is recommended to test a product sample prior to colour selection.



Ceiling Braced system



Ceiling Fixed system



Overhead Braced system



Unisex system



Accessories



Toilet Roll Holder




Toilet Roll Holder



Hand Rail Fix Plate

Entry Signage



Female  
5mm Compact laminate  
831mm wide  
1500mm high



Male  
5mm Compact laminate  
831mm wide  
1500mm high



Hardware



Door Hinge  
Black Matt



Door Hinge  
Satin Chrome



Door Bumper  
Black Matt



Door Bumper  
Satin Chrome



Faceplates  
for bolt through hinge/lock staple  
Black Matt



Faceplates  
for bolt through hinge/lock staple  
Satin Chrome



Lock Indicator  
Black Matt



Lock Indicator  
Satin Chrome




Slide Lock  
Black Matt



Slide Lock  
Satin Chrome



Door Handle  
Black Matt



Door Handle  
Satin Chrome



Ambulant Hand Rail  
Black Matt



Ambulant Hand Rail  
Satin Chrome



Hook with Bumper  
Black Matt

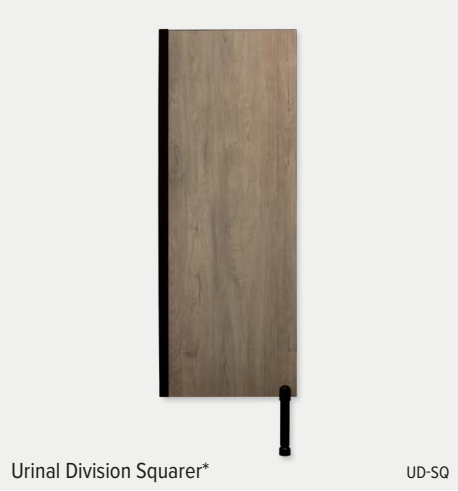



Hook with Bumper  
Satin Chrome

Partitions in **COMPACT** laminate Empire Oak Woodmatt ,  
with hardware in Black Matt.



Urinal Divisions



\*The powder-coated Mild Steel legs of the bench seats are not recommended for use in coastal areas due to the risk of damage from salty air exposure. Please contact our team should your project require Stainless Steel legs.



Urinal divisions in **COMPACT** laminate Empire Oak Woodmatt, with hardware in Black Matt.

Bench Seating



\*The powder-coated Mild Steel legs of the bench seats are not recommended for use in coastal areas due to the risk of damage from salty air exposure. Please contact our team should your project require Stainless Steel legs.





## ENVIRONMENT & SUSTAINABILITY

At **polytec**, sustainability is ingrained in the core of our business operations, products, and work practices. Our continual dedication to improving and appropriately managing the environmental impact of our products involves our commitment to steadfastly reducing our carbon footprint, minimising waste, optimising energy efficiency and integrating ethically sourced materials into our product ranges.

Our MDF and Particleboard are manufactured from managed and renewable plantation pine that has been Green Tag, Responsible Wood and PEFC certified. All **polytec** board products are manufactured from E0 or E1 substrates, with particleboard now made from a percentage of recycled wood material.

In our pursuit of responsible waste management, we implement various recycling programs encompassing aluminium, metals, used oils, and timber waste, which is repurposed into packaging, particleboard, and energy. We actively engage with local government environmental initiatives, subject ourselves to voluntary audits, and uphold our internal Energy and Carbon Management Policy (ECM), aligned with the Australian Government's Energy Efficiency Opportunities (EEO) program.

Our network of national facilities boasts over 53,000 solar panels, generating 15,238,000 kWh of renewable energy — equivalent to planting 7,377 trees and preventing the emission of 11,000 tonnes of CO<sub>2</sub>. The Oberon facility is Australia's largest rooftop solar system, with 27,000 panels spread across 8 hectares of rooftop.

In our ongoing commitment to sustainability, **polytec** continues to refine and enhance our practices to contribute to the establishment of a circular economy, fostering a better future for all.

**polytec** doors, panels and benchtops are certified Australian Made & Owned.

## CARE & MAINTENANCE

The surface of **polytec**'s Compact laminate is made from a stain-resistant melamine based resin. The toughness and high impermeability of this surface means that **polytec**'s Compact laminate should require no more than wiping with a soft cloth, dampened with plain water or a household detergent mix to remove all common household spills.

For more stubborn stains use a mild household cleaning spray. Always ensure you refer to the recommendations provided by the manufacturer of the cleaning product before use.

By following these simple steps you should retain a beautiful kitchen surface for many years.

Visit [www.polytec.com.au](http://www.polytec.com.au) for specific care and cleaning information. Darker colours will show superficial wear and tear more readily than lighter coloured surfaces and require more care and maintenance.

## IMPORTANT

Darker colours will show superficial wear and tear more readily than lighter coloured surfaces and require more care and maintenance.

The colours and details shown in this brochure are to the highest standards in printing. However, they should only be used as an indication of actual product colour. To order your free colour sample visit [www.polytec.com.au](http://www.polytec.com.au).

**polytec** swatches and samples represent a small area of the overall colour structure, to view a large colour sample or a full sheet design, visit [www.polytec.com.au](http://www.polytec.com.au).

The use of our current samples gives the colour and finish that a customer would expect to receive. Samples are provided for colour and finish selection and **polytec** recommend testing a sample for fingerprint resistance and ease of cleaning. **polytec** does not guarantee exact colour matches across product ranges due to colour variation in each product group.

## COMPLEMENTARY RANGES

**COMMERCIAL** range

**XENOLITH** premium solid coloured core

**DECORATIVE** 18mm doors & panels

**DECORATIVE** 16mm doors & panels

**BENCHTOPS** range

**COMPACT** laminate

35mm **ARCHITECTURAL** doors

**THERMOLAMINATED** doors & panels

**ALFRESCO & ALUMINIUM** framed doors

**WARDROBE** range

Partitions in **COMPACT** laminate Empire Oak Woodmatt,  
with hardware in Black Matt.

COVER IMAGE: Partitions in **COMPACT** laminate Prime Oak Woodmatt,  
with hardware in Black Matt.