


TIGHT FORM

benchtap profile



polytec

polytec's Tight Form edge profile provides a seamless, modern look replicating a stone or granite edge with the functionality of high pressure laminate.




Available in a wide variety of stone structures, wood grains and solid colours, including the new Matera and Woodmatt ranges, polytec's innovative benchtop range is stylistically individual, functional and affordable.

NEW BENCHTOPS & laminate Matera range

polytec swatches and samples represent a small area of the overall colour structure. To view the large colour sample, visit www.polytec.com.au.



NEW BENCHTOPS & laminate Woodmatt range



OUTSIDE COVER: Benchtop in **LAMINATE** Stonehaven Matt, with Tight Form edge.

Drawers in **MELAMINE** Strata Grey Matt.

Wall panels in **imi-beton** Anthracite Concrete, Polished.

Darker colours will show superficial wear and tear more readily than lighter coloured surfaces and require more care and maintenance.

Visit www.polytec.com.au for specific care and cleaning information.

The colours and details shown in this brochure are to the highest standards in printing. However, they should only be used as an indication of actual product colour. To order your free colour sample visit www.polytec.com.au.

The use of our current colour samples gives the colour and finish that a customer would expect to receive. polytec does not guarantee exact colour matches across product ranges due to colour variation in each product group.

polytec

www.polytec.com.au

p 1300 300 547

BENCHTOPS & laminate tight form range

polytec swatches and samples represent a small area of the overall colour structure.
To view the large colour sample, visit www.polytec.com.au.

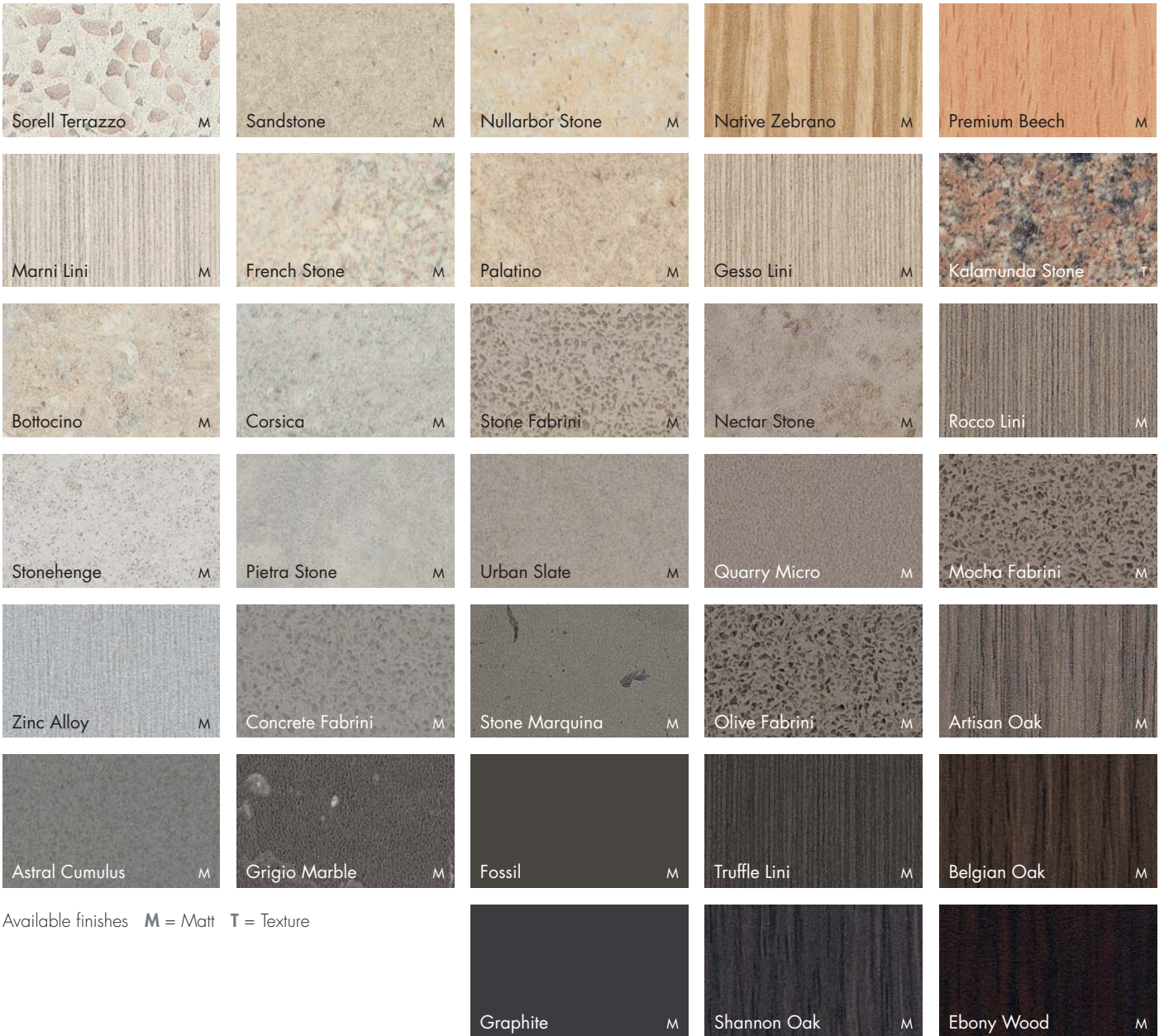
 Polar White M	 Designer White T	 Natural White M	 Alpine Mist M	 Aspen Stone M
 Classic White M, T	 White Cotton M	 Buller Stone M	 Blanco Marquina M	 Sanctuary M
 Parchment M	 Snow Fabrini M	 Chambord M	 Ravenna Intimacy M	 Carrara M
 Porcelain M, T	 New Antique White M	 Antique T	 Purastone M	 Soapstone M
 Astral Stonewall M	 Kirra Stone M	 Crema Marfil M	 Argento Stone M	 Oyster Grey M
 Smokey Quartz M	 Pumice Micro M	 Fontaine M	 Temple Stone M	 Norfolk Terrazzo M
 Carbon Micro M	 Visoni Stone M	 Smoke Shimmer M	 Iron Stone M	 Kuringai Stone M
 Stonehaven M	 Espresso Fabrini M	 Astral Bitumen M	 Greystone M	 Casastone M
 Earthy Marquina M	 Charcoal Fabrini M	 Somersstone M	 Nero Granite M	 Velvet Shimmer M
 Buffalo Stone M	 Feldspar Shimmer M	 Black Matrix M	 Barrington Marble M	 Ravenna Mystery M
 Ink Fabrini M	 Blackrock M	 Storm M	 Ardesia Stone M	 Black T

Available finishes **M** = Matt **T** = Texture

Darker colours will show superficial wear and tear more readily than lighter coloured surfaces and require more care and maintenance.

BENCHTOPS & laminate tight form range

polytec swatches and samples represent a small area of the overall colour structure.
To view the large colour sample, visit www.polytec.com.au.



Darker colours will show superficial wear and tear more readily than lighter coloured surfaces and require more care and maintenance.